

Vacation Bible School 2020

3s - Kinder

SESSION 5 - The House on the Rock



**JESUS! OUR STRONG
FOUNDATION!**



SESSION 5 - The House on the Rock





Vacation Bible School 2020

Activity Idea Sheet

Ideas to review the Bible story,
Bible verse, and Story Point



**JESUS! OUR STRONG
FOUNDATION!**

- If you have a basketball hoop, make a review game by asking simple questions about the story and allowing child to make a shot for each correct answer. Use tape to make lines for 1 point, 2 point and 3 point shots if desired. See how quickly your child can reach 10 points. You can add questions about stories from previous days to extend the activity. Variations of this activity could be done using a soccer goal, bean bag toss, etc.
- Say the Bible verse as a chant as you jump rope.
- Draw a tick, tack, toe board with chalk. If you have two children doing VBS, they can play against each. If you have one child, they can play against you! Ask a question about the Bible story (or write down questions, cut them apart and let a player choose a question.) If a correct answer is given, player can put an "x" or "o" in the empty space of choice. First with 3 in a row wins!
- Write the Bible verse on a piece of paper. Cut it apart into puzzle pieces and allow your child to put the puzzle back together. Practice reading the verse together.
- Draw a hopscotch board with chalk on a sidewalk, putting a word from the Bible verse in each section. Encourage child to say the verse as they hop.
- Place a small amount of pudding or shaving cream on a tray in front of your child. Ask yes or no questions about the story. If the answer is yes, child may use one finger

to draw a smiley face 😊. If the answer is no, the child may draw a unhappy face 😞. Children can also draw pictures in the pudding or shaving cream. (Monday or Tuesday: hearts – Jesus chooses to love me or Jesus loves me no matter what; Wednesday: praying hands or something or someone they will pray for – Jesus Prayed in the Garden; Thursday: cross, stone that was rolled away, a megaphone to remind them to tell others about Jesus; Friday – a house, a rock as you review the House on the Rock story.)

- Makes sandwiches together and cut them into hearts with a cookie cutter. Review the story point from Monday's story (Jesus chooses to love me) and follow up reviewing how Jesus chose Matthew or review the story point from Tuesday (Jesus loves me no matter what) and review the Paul Listened and Obeyed story.
- Write the Bible verse on a piece of paper and cut apart each word. Hide the words and let children find the pieces and put the verse back together in order. Read the verse together.
- Video your children singing the Bible verse song.
- Write the Bible verse or Story Point on several pieces of paper. Children can decorate the pages with crayons or markers. Fold the pages into paper airplanes. Let children fly the "Good News" to neighbors on the street to encourage them!

Bible Verse Song:

Philippians 1:6 Bible Verse Song

(to the tune of Row, Row, Row Your Boat)


I know that God started a good work in me
C C C C D E E D E F G

and He will complete it. Philippians one: six
C* C* G G E C G G F E-D C

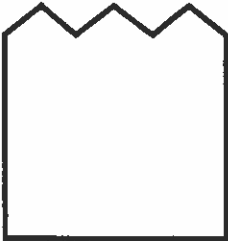
*up one octave

House Photo Frame Template

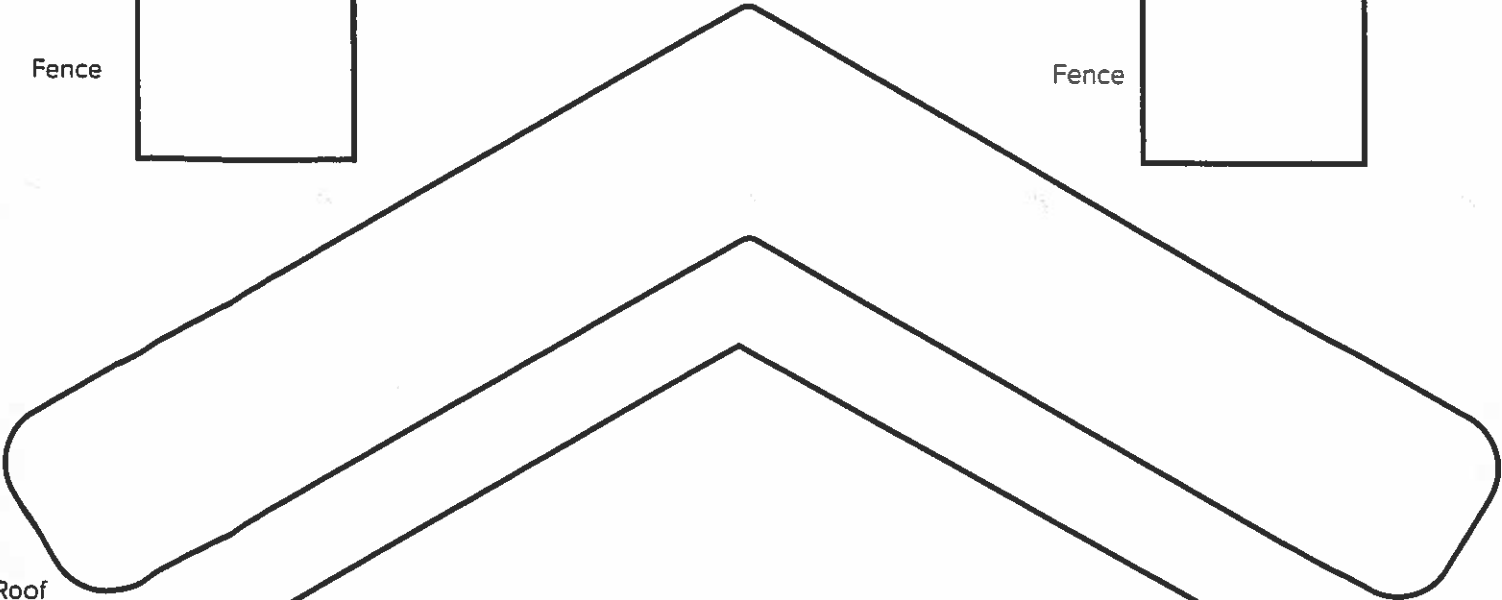
Fence




Fence




Roof



House



Shutters



Rocks

